

Catalytic Asymmetric Insertion of Diazoesters into Aryl-CHO Bonds: Highly Enantioselective Construction of Chiral All-Carbon Quaternary Centers

Lizhu Gao, Byung Chul Kang, and Do Hyun Ryu*

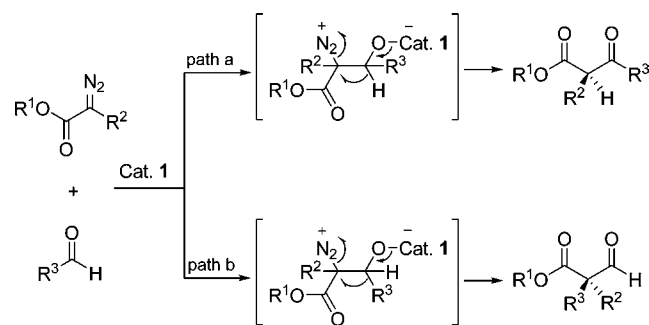
Department of Chemistry, Sungkyunkwan University, Suwon, Gyeonggi-do 440-746, Korea

S Supporting Information

ABSTRACT: This paper describes a catalytic enantioselective route to synthesize functionalized all-carbon quaternary acyclic systems via a boron Lewis acid-promoted formal C–C insertion of diazoesters into aryl-CHO bonds. In the presence of chiral (*S*)-oxazaborolidinium cation **1d** as a catalyst, the reaction proceeded in good yield (up to 83%) with good regioselectivity (up to 88:12) and excellent enantioselectivity (up to 99% ee). The synthetic potential of this method was illustrated by conversion of the products to both α - and β -amino esters.

Mild and selective C–C bond insertion reactions provide potential advantages for synthetic strategies to make useful molecules.^{1,2} Among developments in this area, the formal diazo carbon insertion into C–C bonds is a powerful tool for the homologation of aldehydes and ketones (Scheme 1).² In this type of reaction, the formal C–H bond insertion

Scheme 1. Asymmetric Formal Insertion of a Diazoester into the Carbon-CHO Bond



reaction of aldehydes via a 1,2-hydride shift, namely, the Roskamp reaction, has been well established,³ and asymmetric methods providing chiral β -keto esters have recently been achieved (path a).⁴ However, the corresponding formal C–C bond insertion to provide one-carbon homologated aldehydes is more challenging due to the difficulty of promoting the selective 1,2-shift of the R^3 group in preference to the hydride (path b).

To date, Hossain,^{2a–d} Kanemasa,^{2e} Kirchner,^{2f,g} and other groups^{2h,i} have independently reported catalytic variants of the insertion reaction, which can allow the 1,2-shift of an R^3 group in preference to a hydride, using simple ethyl diazoacetates (R^2

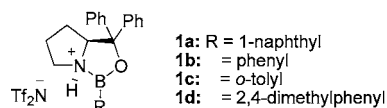
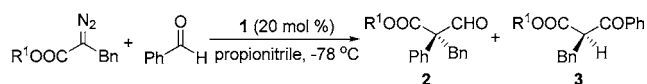
= H) and aryl aldehydes. In 2008, the Maruoka group presented a chiral auxiliary-based approach to formal C–C insertion of aryl diazoacetates into aldehydes.^{2j} To the best of our knowledge, no catalytic asymmetric example of this reaction has been reported to date. In connection with our work on asymmetric Roskamp reactions,^{4c} herein, we describe the first example of the catalytic asymmetric formal carbon insertion of alkyldiazoesters into aryl-CHO bonds. This methodology is highly valuable since it leads to the enantioselective construction of all-carbon quaternary stereogenic centers in acyclic systems, which is one of the most challenging topics in current synthetic organic chemistry.⁵

Initially, an asymmetric formal C–C insertion reaction between ethyl α -benzyl diazoester and benzaldehyde was examined in the presence of 20 mol % oxazaborolidinium ion **1a**⁶ activated by triflic imide. When the reaction was carried out at -78 °C in toluene, the α -benzyl- β -ketoester **3** was obtained as the major product via a selective 1,2-hydride shift (Table 1, entry 1). Use of the polar solvent propionitrile led to an increased ratio of the quaternary aldehyde in 96% ee (Table 1, entry 2).^{2f,g} Since partial decomposition of the quaternary aldehyde was observed during purification on a silica gel column,⁷ product **2** was isolated by silica gel chromatography at -40 °C. Replacement of the ethyl group of the diazoester with a less sterically hindered methyl group afforded the quaternary aldehyde **2b** as the major product in 55% yield in 95% ee (entry 3). We then investigated the effect of changing boracycle catalyst substituents and found that the best boron aryl substituent was the 2,4-dimethyl derivative (entries 3–6). To further improve the regioselectivity and yield, the reaction was performed at -95 °C. The yield of **2** was enhanced to 72%, with a 2:3 ratio of 74:26 and in 97% ee (entry 7).

With optimized reaction conditions for the catalytic asymmetric formal C–C insertion reaction in hand, we evaluated this methodology with a range of substituted diazoesters. As summarized in Table 2, catalytic formal C–C insertion reactions were favored when the diazoester R^2 group had a π bond, especially a phenyl group (Table 2, entries 1 and 2). In the absence of a π bond in the R^2 group, the formal C–H insertion reaction was preferred (entry 3). Regardless of the electronic properties of the R^2 group in the diazoester, the reaction proceeded with good regioselectivity, and the corresponding products were obtained in good yields and

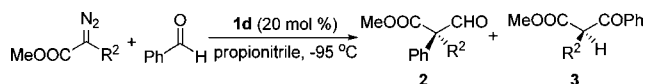
Received: August 9, 2013

Published: September 13, 2013

Table 1. Optimization of Asymmetric Formal Insertion of α -Benzyl Diazoester into Ph-CHO Bond^a

Catalyst							
entry	2	cat.	R ¹	<i>t</i>	2:3 ^b	yield (%) ^c	ee (%) ^d
1 ^e	2a	1a	Et	1.5 h	9:91	7	
2	2a	1a	Et	1 h	33:67	30	96
3	2b	1a	Me	30 min	60:40	55	95
4	2b	1b	Me	40 min	49:51	47	83
5	2b	1c	Me	30 min	59:41	56	97
6	2b	1d	Me	40 min	70:30	67	97
7 ^f	2b	1d	Me	1 h	74:26	72	97

^aThe reaction of diazoester (0.27 mmol) with benzaldehyde (0.32 mmol) was performed in the presence of **1** (20 mol %), in 1.0 mL of solvent at $-78\text{ }^{\circ}\text{C}$ for the time indicated. ^bDetermined by ¹H NMR analysis of the crude reaction mixture. ^cIsolated yield of **2**. ^dThe ee of **2** was determined by chiral HPLC. ^eThe reaction was performed in toluene. ^fThe reaction was performed at $-95\text{ }^{\circ}\text{C}$.

Table 2. Asymmetric Formal Insertion of Various α -Alkyl Diazoesters into the Ph-CHO Bond^a

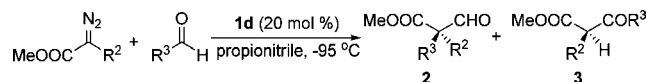
entry	2	R ²	<i>t</i>	2:3 ^b	yield (%) ^c	ee (%) ^d
1	2b	Bn	1 h	74:26	72	97
2	2c	Allyl	40 min	64:36	62	92
3	2d	Me	5 min	33:67	29	77
4	2e	4-BrBn	40 min	80:20	75	98
5	2f	4-MeOBn	1 h	73:27	70	99
6	2g	4-NO ₂ Bn	3 h	82:18	78	99
7	2h	4-CF ₃ Bn	1.5 h	81:19	78	99
8	2i	4-MeBn	1 h	73:27	69	94
9	2j	3-BrBn	40 min	79:21	76	99
10 ^e	2k	1-NpCH ₂	2 h	62:38	55	94

^aThe reaction of diazoester (0.27 mmol) with benzaldehyde (0.32 mmol) was performed in the presence of **1d** (20 mol %), in propionitrile (1.0 mL) at $-95\text{ }^{\circ}\text{C}$ for the time indicated. ^bDetermined by ¹H NMR analysis of the crude reaction mixture. ^cIsolated yield of **2** after silica gel chromatography at $-40\text{ }^{\circ}\text{C}$. ^dThe ee of **2** was determined by chiral HPLC. ^eThe reaction was performed at $-95\text{ }^{\circ}\text{C}$ for 1 h and at $-78\text{ }^{\circ}\text{C}$ for 1 h.

excellent enantioselectivities (entries 1, 2, and 4–9). As the 1-naphthylmethyl group (1-NpCH₂) in the diazoester was sterically hindered, preferential migration of the phenyl group over hydride led to the desired product in moderate yield with consistently high enantioselectivity (entry 10).

Encouraged by the good results illustrated in Table 2, we applied this catalytic methodology to formal C–C insertion reactions with a range of substituted benzaldehydes. Since the 4-bromo group in the product of entry 4 in Table 2 is easily replaced by a large variety of other substituents using Pd(0) catalysis, methyl α -4-bromobenzyl diazoester was selected as the coupling partner.

As summarized in Table 3, although the electronic properties of the aryl aldehydes varied significantly, the reactions produced

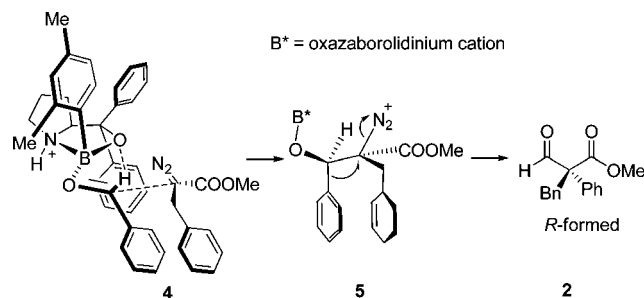
Table 3. Asymmetric Formal Insertion of Diazoesters into Various Aryl-CHO Bonds^a

entry	2	R ²	R ³	2:3 ^b	yield (%) ^c	ee (%) ^d
1	2e	4-BrBn	Ph	80:20	75	97
2	2l	4-BrBn	4-BrPh	88:12	82	97
3 ^e	2m	4-BrBn	4-MeOPh	70:30	65	95
4	2n	4-BrBn	4-MePh	86:14	82	98 ^f
5	2o	4-BrBn	3-MePh	83:17	80	98
6	2p	4-BrBn	4-CF ₃ Ph	72:28	55	92
7 ^e	2q	4-BrBn	2-Furyl	69:31	64	94
8 ^e	2r	4-BrBn	2-Thienyl	70:30	67	98
9	2s	4-BrBn	1-Naph	84:16	80	99
10	2t	4-BrBn	2-Naph	87:13	83	98
11	2u	Bn	4-BrPh	81:19	78	97
12	2v	Allyl	3-MeOPh	66:34	63	94 ^g

^aThe reaction of diazoester (0.27 mmol) with aldehyde (0.32 mmol) was performed in the presence of **1d** (20 mol %), in propionitrile (1.0 mL) at $-95\text{ }^{\circ}\text{C}$. ^bDetermined by ¹H NMR analysis of the crude reaction mixture. ^cIsolated yield of **2** after silica gel chromatography at $-40\text{ }^{\circ}\text{C}$. ^dThe ee of **2** was determined by chiral HPLC. ^eThe reaction was performed at $-50\text{ }^{\circ}\text{C}$. ^fThe absolute configuration was assigned as *R* by conversion to the hydrazone and X-ray analysis. ^gThe absolute configuration was assigned as *R* by conversion to the known carboxylic acid. For details see the Supporting Information.

the corresponding quaternary aldehydes **2** in good yields and regioselectivities with excellent enantioselectivities (entries 1–8, 11, and 12). It is notable that large naphthyl rings can effectively migrate in the selective formal C–C insertion process to give good results (entries 9 and 10). Reaction of an allyl substituted diazoester with *meta*-anisaldehyde provided **2v**, an important intermediate in the synthesis of bioactive pyrrolidinones, in moderate yield and excellent enantioselectivity (entry 12).⁸ The absolute configuration of the newly generated all-carbon quaternary stereocenter was confirmed unambiguously by X-ray crystallographic analysis after transformation of **2n** to the corresponding hydrazone.

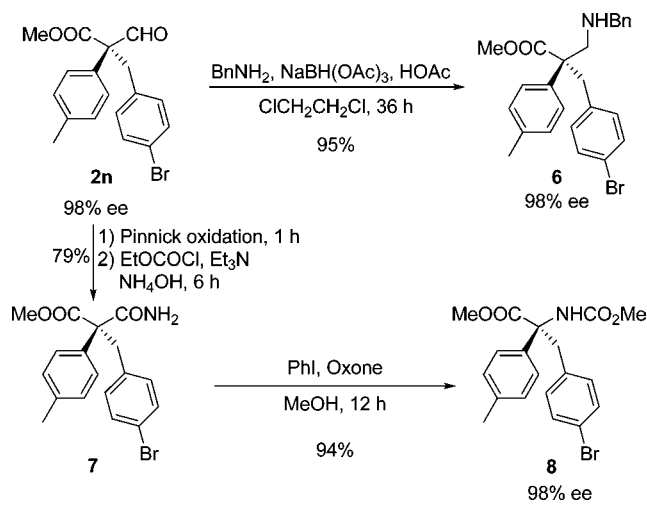
The observed stereochemistry for the asymmetric formal C–C insertion reaction using oxazaborolidinium ion catalyst **1d** can be rationalized using the transition state model shown in Figure 1. The mode of coordination of benzaldehyde to **1d** is the same as has been previously observed in enantioselective

**Figure 1.** Transition state model for the asymmetric formal C–C insertion of α -benzyl diazoester into Ph-CHO catalyzed by **1d**.

cyanosilylation,^{9a} 1,3-dipolar cycloaddition,^{9b} cyclopropanation,^{9c} and Roskamp reactions.^{4c} In the pre-transition-state assembly **4**, shown in Figure 1, the aldehyde group is situated above the phenyl group, which effectively shields the *re* face (back) from attack by the diazoester. Because of the dipole–dipole interaction between the two carbonyl groups, the diazoester approaches the aldehyde group for nucleophilic addition with the ester group situated away from the aldehyde group. Meanwhile, an apparent π – π interaction between the aryl ring of the aldehyde with the diazoester aryl group holds the two aryl rings together.^{10,11} Thus, nucleophilic addition of the diazoester from the *si* face (front) of the aldehyde is facilitated, leading to intermediate **5**. Chemoselective phenyl ring migration with loss of nitrogen provides the quaternary aldehyde *R*-**2** as the major enantiomer.¹²

Further chemical transformations of the resulting optically active all-carbon quaternary aldehyde are illustrated in Scheme 2. Reductive amination of **2n** with sodium triacetoxyborohy-

Scheme 2. Application of Oxazaborolidinium Ion Catalyzed Asymmetric Formal Insertion of Diazoesters into Aryl-CHO Bond



dride¹³ led to the highly optically enriched β -benzyl amino ester **6** that bears an all-carbon quaternary center.¹⁴ Similarly, oxidation of **2n** with buffered NaClO_2 ¹⁵ followed by amidation¹⁶ gave methyl amide-ester **7**. Hoffmann rearrangement¹⁷ of **7** provided the α -quaternary amino acid precursor **8** with retention of ee.¹⁸

In summary, the first example of a highly enantiocontrolled catalytic formal C–C insertion of diazoesters into aromatic aldehydes was developed to give functionalized acyclic all-carbon α -quaternary aldehydes in good yields and excellent enantioselectivities. The resulting aldehydes can easily be converted into optically active α - and β -amino esters without loss of optical purity. The absolute configuration of the product was the same as predicted by the transition state model in Figure 1. We believe the resulting densely functionalized optically active quaternary stereogenic carbon center bearing compounds could be highly valuable and versatile intermediates for further transformations.

■ ASSOCIATED CONTENT

Supporting Information

Experimental procedures, full analytical data, and crystallographic data (CIF). This material is available free of charge via the Internet at <http://pubs.acs.org>.

■ AUTHOR INFORMATION

Corresponding Author

dhryu@skku.edu

Notes

The authors declare no competing financial interest.

■ ACKNOWLEDGMENTS

Dedicated to Professor Sung Ho Kang on the occasion of his honorable retirement. This research was supported by Basic Science Research Program through the National Research Foundation of Korea (NRF) funded by the Ministry of Education (2009-0094023 and 2011-0029186).

■ REFERENCES

- (1) For selected examples of transition metal catalysts, see: (a) Buchner, K. M.; Woerpel, K. A. *Organometallics* **2010**, *29*, 1661. (b) Nakao, Y.; Yada, A.; Ebata, S.; Hiyama, T. *J. Am. Chem. Soc.* **2007**, *129*, 2428. (c) Nakao, Y.; Yukawa, T.; Hirata, Y.; Oda, S.; Satoh, J.; Hiyama, T. *J. Am. Chem. Soc.* **2006**, *128*, 7116. (d) Murakami, M.; Ashida, S. *Chem. Commun.* **2006**, 4599. (e) Murakami, M.; Ashida, S.; Matsuda, T. *J. Am. Chem. Soc.* **2005**, *127*, 6932. For selected examples of aryne intermediate, see: (f) Okuma, K.; Itoyama, R.; Sou, A.; Nagahora, N.; Shioj, K. *Chem. Commun.* **2012**, *48*, 11145. (g) Tambar, U. K.; Stoltz, B. M. *J. Am. Chem. Soc.* **2005**, *127*, 5340. (h) Tambar, U. K.; Ebner, D. C.; Stoltz, B. M. *J. Am. Chem. Soc.* **2006**, *128*, 11752.
- (2) For selected examples of aldehydes, see: (a) Islam, M. S.; Brennan, C.; Wang, Q.; Hossain, M. M. *J. Org. Chem.* **2006**, *71*, 4675. (b) Dudley, M. E.; Morshed, M. M.; Brennan, C. L.; Islam, M. S.; Ahmad, M. S.; Atuu, M.-R.; Branstetter, B.; Hossain, M. M. *J. Org. Chem.* **2004**, *69*, 7599. (c) Dudley, M. E.; Morshed, M. M.; Hossain, M. M. *Synthesis* **2006**, 1711. (d) Mahmood, S. J.; Hossain, M. M. *J. Org. Chem.* **1998**, *63*, 3333. (e) Kanemasa, S.; Kanai, T.; Araki, T.; Wada, E. *Tetrahedron Lett.* **1999**, *40*, 5055. (f) Benito-Garagorri, D.; Wiedermann, J.; Pollak, M.; Mereiter, K.; Kirchner, K. *Organometallics* **2007**, *26*, 217. (g) Alves, L. G.; Dazinger, G.; Veiros, L. F.; Kirchner, K. *Eur. J. Inorg. Chem.* **2010**, 3160. (h) Levesque, P.; Fournier, P.-A. *J. Org. Chem.* **2010**, *75*, 7033. (i) Fructos, M. R.; Díaz-Requejo, M. M.; Pérez, P. J. *Chem. Commun.* **2009**, 5153. (j) Hashimoto, T.; Naganawa, Y.; Maruoka, K. *J. Am. Chem. Soc.* **2008**, *130*, 2434. For recent selected examples of cyclic ketones, see: (k) Moebius, D. C.; Kingsbury, J. S. *J. Am. Chem. Soc.* **2009**, *131*, 878. (l) Rendina, V. L.; Moebius, D. C.; Kingsbury, J. S. *Org. Lett.* **2011**, *13*, 2004. (m) Hashimoto, T.; Naganawa, Y.; Maruoka, K. *J. Am. Chem. Soc.* **2011**, *133*, 8834. (n) Li, W.; Liu, X.; Hao, X.; Cai, Y.; Lin, L.; Feng, X. *Angew. Chem., Int. Ed.* **2012**, *51*, 8644. (o) Xia, Y.; Qu, P.; Liu, Z.; Ge, R.; Xiao, Q.; Zhang, Y.; Wang, J. *Angew. Chem., Int. Ed.* **2013**, *52*, 2543.
- (3) (a) Holmquist, C. R.; Roskamp, E. J. *J. Org. Chem.* **1989**, *54*, 3258. (b) Holmquist, C. R.; Roskamp, E. J. *Tetrahedron Lett.* **1992**, *33*, 1131. (c) Padwa, A.; Hornbuckle, S. F.; Zhang, Z.; Zhi, L. *J. Org. Chem.* **1990**, *55*, 5297. (d) Morandi, B.; Carreira, E. M. *Angew. Chem., Int. Ed.* **2011**, *50*, 9085. (e) Bartrum, H. E.; Blakemore, D. C.; Moody, C. J.; Hayes, C. J. *J. Org. Chem.* **2010**, *75*, 8674. (f) Bandyopadhyay, A.; Agrawal, N.; Mali, S. M.; Jadhav, S. V.; Gopi, H. N. *Org. Biomol. Chem.* **2010**, *8*, 4855. (g) Yadav, J. S.; Subba Reddy, B. V.; Eeshwaraiah, B.; Reddy, P. N. *Tetrahedron* **2005**, *61*, 875. (h) Murata, H.; Ishitani, H.; Iwamoto, M. *Tetrahedron Lett.* **2008**, *49*, 4788. (i) Zhang, Y.; Wang, J. *Chem. Commun.* **2009**, 5350.
- (4) For asymmetric version of Roskamp reactions, see: (a) Hashimoto, T.; Miyamoto, H.; Naganawa, Y.; Maruoka, K. *J. Am. Chem. Soc.* **2009**, *131*, 11280. (b) Li, W.; Wang, J.; Hu, X.; Shen, K.; Wang,

W.; Chu, Y.; Lin, L.; Liu, X.; Feng, X. *J. Am. Chem. Soc.* **2010**, *132*, 8532. (c) Gao, L.; Kang, B. C.; Hwang, G.-S.; Ryu, D. H. *Angew. Chem., Int. Ed.* **2012**, *51*, 8322.

(5) For selected reviews, see: (a) Hawner, C.; Alexakis, A. *Chem. Commun.* **2010**, *46*, 7295. (b) Das, J. P.; Marek, I. *Chem. Commun.* **2011**, *47*, 4593. (c) Corey, E. J.; Guzman-Perez, A. *Angew. Chem., Int. Ed.* **1998**, *37*, 388. (d) Denissova, I.; Barriault, L. *Tetrahedron* **2003**, *59*, 10105. (e) Trost, B. M.; Jiang, C. *Synthesis* **2006**, 369. (f) Christoffers, J.; Baro, A. *Quaternary Stereocenters: Challenges and Solutions for Organic Synthesis*; Wiley-VCH: Weinheim, 2005.

(6) (a) Corey, E. J. *Angew. Chem., Int. Ed.* **2009**, *48*, 2100. (b) Senapati, B. K.; Hwang, G.-S.; Lee, S.; Ryu, D. H. *Angew. Chem., Int. Ed.* **2009**, *48*, 4398. (c) Lee, S. I.; Hwang, G.-S.; Ryu, D. H. *J. Am. Chem. Soc.* **2013**, *135*, 7126. (d) Lee, S. I.; Kang, B. C.; Hwang, G.-S.; Ryu, D. H. *Org. Lett.* **2013**, *15*, 1428. (e) Senapati, B. K.; Gao, L.; Lee, S. I.; Hwang, G.-S.; Ryu, D. H. *Org. Lett.* **2010**, *12*, 5088.

(7) (a) Rapoport, B. H.; Batcho, A. D.; Gordon, J. E. *J. Am. Chem. Soc.* **1958**, *80*, 5767. (b) Sun, X.; Frimpong, K.; Tan, K. L. *J. Am. Chem. Soc.* **2010**, *132*, 11841.

(8) Arzel, P.; Freida, V.; Weber, P.; Fadel, A. *Tetrahedron: Asymmetry* **1999**, *10*, 3877.

(9) (a) Ryu, D. H.; Corey, E. J. *J. Am. Chem. Soc.* **2005**, *127*, 5384. (b) Gao, L.; Hwang, G.-S.; Lee, M. Y.; Ryu, D. H. *Chem. Commun.* **2009**, 5460. (c) Gao, L.; Hwang, G.-S.; Ryu, D. H. *J. Am. Chem. Soc.* **2011**, *133*, 20708.

(10) For selected reviews on π - π interaction, see: (a) Waters, M. L. *Curr. Opin. Chem. Biol.* **2002**, *6*, 736. (b) Hunter, C. A.; Lawson, K. R.; Perkins, J.; Urch, C. J. *J. Chem. Soc., Perkin Trans. 2* **2001**, 651. (c) Salonen, L. M.; Ellermann, M.; Diederich, F. *Angew. Chem., Int. Ed.* **2011**, *50*, 4808. For selected paper on π - π interaction, see: (d) Hunter, C. A.; Sanders, J. K. M. *J. Am. Chem. Soc.* **1990**, *112*, 5525.

(11) Polar solvent, propionitrile enhances π - π interaction (Table 1, entries 1 and 2), see: ref 10c and Cubberley, M. S.; Iverson, B. L. *J. Am. Chem. Soc.* **2001**, *123*, 7560.

(12) One possible reason for chemoselective phenyl migration over hydride is the formation of more stable phenonium ion, see: ref 2b and 2g.

(13) Murphy, K. E.; Hoveyda, A. H. *Org. Lett.* **2005**, *7*, 1255.

(14) For selected reviews on asymmetric synthesis of β -amino acids, see: (a) Weiner, B.; Szymański, W.; Janssen, D. B.; Minnaard, A. J.; Feringa, B. L. *Chem. Soc. Rev.* **2010**, *39*, 1656. (b) *Enantioselective Synthesis of β -Amino Acids*, 2nd ed.; Juaristi, E., Soloshonok, V. A., Eds.; Wiley: New York, 2005. (c) Liu, M.; Sibi, M. P. *Tetrahedron* **2002**, *58*, 7991.

(15) Bal, B. S.; Childers, W. E., Jr.; Pinnick, H. W. *Tetrahedron* **1981**, *37*, 2091.

(16) Hong, S.; Lee, J.; Kim, M.; Park, Y.; Park, C.; Kim, M.-h.; Jew, S.-s.; Park, H.-g. *J. Am. Chem. Soc.* **2011**, *133*, 4924.

(17) Zagulyaeva, A. A.; Banek, C. T.; Yusubov, M. S.; Zhdankin, V. V. *Org. Lett.* **2010**, *12*, 4644.

(18) For selected reviews on asymmetric synthesis of quaternary substituted α -amino acids, see: (a) Clayden, J.; Donnard, M.; Lefranc, J.; Tetlow, D. J. *Chem. Commun.* **2011**, *47*, 4624. (b) Nájera, C.; Sansano, J. M. *Chem. Rev.* **2007**, *107*, 4584. (c) Mosey, R. A.; Fisk, J. S.; Tepe, J. J. *Tetrahedron: Asymmetry* **2008**, *19*, 2755.